

**Citibank Berhad**  
**Pillar 3 Disclosure**  
**June 2025**

<b>Contents</b>	<b>Page No</b>
1. Introduction	3
2. Capital Adequacy	4
3. Capital Structure	12
4. Credit Risk	13
5. Securitisation	34
6. Equity Exposures in the Banking Book	34
7. Interest Rate Risk/Rate of Return Risk in the Banking Book (IRR/RORBB)	35


**Citibank Berhad**

(Registration No. 199401011410 (297089-M))

(Incorporated in Malaysia)

**Attestation by CEO on Basel II – Pillar 3 Disclosure as of 30 June 2025**

To the best of my knowledge, I confirm that the Basel II – Pillar 3 Disclosure for the financial period ended 30 June 2025 has been prepared and submitted to Bank Negara Malaysia in accordance with the *Guideline on Risk Weighted Capital Adequacy Framework (Basel II) – Disclosure Requirements (Pillar 3)*.



\_\_\_\_\_  
Vikram Singh  
Chief Executive Officer  
Citibank Berhad

Date: 31 July 2025

## Citibank Berhad

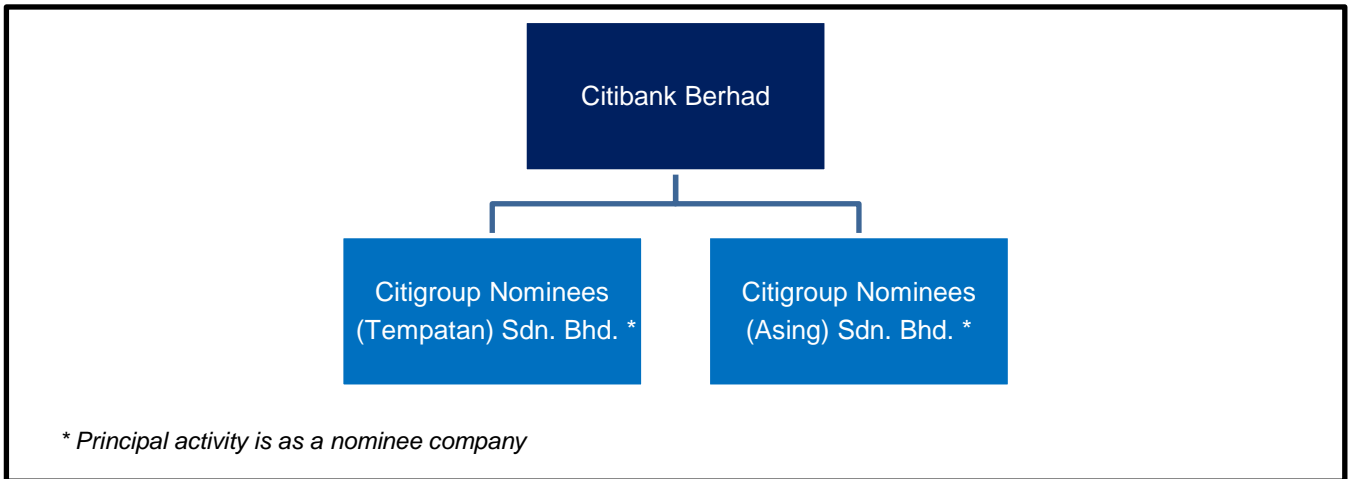
(Registration No. 199401011410 (297089-M))

(Incorporated in Malaysia)

### 1. Introduction

Citibank Berhad was incorporated in Malaysia on 22 April 1994 and has its registered office at Level 44, Menara Citibank, 165 Jalan Ampang, 50450 Kuala Lumpur, Malaysia. The Bank is licensed under the Financial Services Act 2013 ("FSA"). The Bank also operates an Islamic window under the Islamic Banking Scheme licensed under the Islamic Financial Services Act 2013 ("IFSA").

The group organisation structure of Citibank Berhad is detailed below:-



The Group is comprised of the Bank (Citibank Berhad) and its subsidiary companies. The subsidiaries namely Citigroup Nominees (Tempatan) Sdn Bhd and Citigroup Nominees (Asing) Sdn Bhd are both consolidated into Citibank Berhad's financial statement.

The Capital Requirements Directive ("CRD"), often referred to as Basel II, introduced the need for banks operating under this new legislative framework to publish certain information relating to their risk management and capital adequacy. The disclosure of this information is known as Pillar 3 and is designed to complement the other two pillars of the Basel II, namely the Minimum Capital Requirements (Pillar 1) and the Supervisory Review Process (Pillar 2). The disclosure has been prepared in accordance with the guidelines for *Risk Weighted Capital Adequacy Framework (Basel II) – Disclosure Requirements (Pillar 3) (BNM/RH/GL 001-32)* and *Capital Adequacy Framework for Islamic Banks (CAFIB) – Disclosure Requirements (Pillar 3) (BNM/RH/GL 007-18)* issued by Bank Negara Malaysia ("BNM").

The capital adequacy ratios of the Group and of the Bank are computed in accordance with BNM's *Capital Adequacy Framework (Capital Components) (BNM/RH/PD 032-4)* and *Capital Adequacy Framework (Basel II - Risk-Weighted Assets) (BNM/RH/PD 032-5)* reissued on dated 14 June 2024 and 18 December 2023 respectively, which became effective immediately. As of January 2025, the Operational Risk guidelines under Basel II have been replaced by a separate framework *Capital Adequacy Framework (Operational Risk) (BNM/RH/PD 029-63)*, issued on 15 December 2023.

The Group and the Bank have adopted the Standardised Approach for Credit Risk, Market Risk, and Operational Risk. The minimum regulatory capital adequacy ratios before including capital conservation buffer ("CCB") and countercyclical capital buffer ("CCyB") for CET 1 Capital ratio, Tier 1 Capital ratio and Total Capital ratio are 4.5%, 6.0% and 8.0% respectively.

Banking institutions are also required to maintain a CCB of 2.5% and a CCyB above the minimum regulatory capital adequacy ratios above. A CCyB is required to be maintained if this buffer is applied by regulators in countries which

**Citibank Berhad**

(Registration No. 199401011410 (297089-M))

(Incorporated in Malaysia)

the Group and the Bank have exposures to, determined based on the weighted average of prevailing CCyB rates applied in those jurisdictions.

## 2. Capital Adequacy

### Capital Management & Internal Capital Adequacy Assessment Process

BNM's *Risk-Weighted Capital Adequacy Framework (Basel II) – ICAAP (Pillar 2) (BNM/RH/GL 001-33)* requires a banking institution to have an Internal Capital Adequacy Assessment Process ("ICAAP"). ICAAP is the Bank's internal assessment of capital adequacy with due attention to material risks. The Bank has designed an ICAAP procedure, which is an essential risk management tool to assess the Bank's potential vulnerabilities during stressed conditions. The procedure describes procedures of risk assessment, mitigation and capital required under base and stressed scenarios.

The Bank's capital management is designed to ensure that it maintains sufficient capital consistent with the Bank's risk profile and all applicable regulatory standards and guidelines. The Bank adopts Citigroup's ICAAP Standards with a robust governance framework that defined the roles and responsibilities of the Board of Directors, the Senior Management, and independent risk management functions over the ICAAP process. Senior management engages the Board regularly in key activities that may impact capital assessment and adequacy.

As part of the internal capital management process, the Bank has put in place the following:

- (i) 3-year capital plan, where the Bank's capital requirements are determined by taking into account its business strategic plans and financial budget
- (ii) Internal Capital Targets ("ICT") that factor in the following:
  - Minimum capital required to meet regulatory requirements and the Bank's business plans;
  - Buffer for material Pillar 2 risks where capital has not been set aside under Pillar 1, as well as buffer for other unquantifiable risks; and
- (iii) Identified sources of internal capital available to meet the Bank's capital requirements.

### Corporate Governance Structure for ICAAP

The Board of Directors and senior management of the Bank are responsible for understanding the nature and level of risks being taken by the Bank, ensuring that the Bank maintains adequate capital beyond the regulatory minimum to support such risk. ICAAP is driven by the ICAAP Working Group and overseen by the Country Coordinating Committee (CCC). The working group would initiate the annual ICAAP process by applying the stress test scenarios developed to assess the impact towards capital adequacy. The CCC comprises of senior management from first and second line of defense with a complete representation from business, risk managers, finance, treasury, and compliance. The CCC approves key decisions, reviews results, monitors progress on issue resolution, and participates in the discussion of contingent plans if the capital is found to be insufficient.

On a periodic basis, the Bank's capital levels are monitored against the ICT ratios and are reported to the CCC and Board. A capital contingency plan is also put in place to set out the actions required in the event ICT ratios are breached.

## **Risk Identification**

Risk identification is a mechanism to identify, assess and aggregate the firm's material risks. The primary goal is to systematically identify, measure, monitor, and document risks faced by the bank in an Enterprise-wide risk inventory, assess their potential impacts, and facilitate conversation around mitigation/management efforts. The identification of risks is primarily performed by the first line, with additional input and challenge from Independent Risk Management/Independent Compliance Risk Management. This collaboration is critical to ensure that there is a transparent and consistent understanding of the comprehensive set of risks the Bank faces. The Bank strives to maintain an agile approach to identifying risk, which considers both internal and external factors and environments in determining the risks the Bank is exposed to through its business activities.

The Bank has reviewed the latest Citigroup Top and Material Risk and considered the local regulatory requirements, in identifying the risks relevant to its risk profile.

The Bank adopts the Citigroup Inc. ("Citigroup") ICAAP standards Risk Identification Assessment ("RIA") process as part of which senior management assesses all the Level 0 Risk Category (primary risk category) from Citigroup's risk taxonomy and determines those risks which are material to the Bank and therefore have or can have a significant impact to the bank's capital. The material risks include the Pillar 1 risks (Credit Risk, Market Risk, and Operational Risk) and all the quantifiable and non-quantifiable Pillar 2 risks. Senior Management from first line of defense uses both quantitative and qualitative measures to perform the RIA which is then subject to review and challenge by the independent risk managers/second line of defense.

Senior management and the Board of Directors continue to identify and assess risks on an ongoing basis to ensure that new material risks that evolve are being evaluated and covered within the appropriate risk management framework. The process of risk identification is reviewed on an annual basis or more frequently if any new material risk emerges.

The Bank's ICAAP is expected to be dynamic and forward-looking in relation to the Bank's risk profile. Therefore, the Bank must ensure its capital levels remain above the total minimum regulatory capital requirements as well as the capital required to support its overall risk profile. A rigorous and forward-looking stress testing is included in the Bank's ICAAP, enabling it to assess the impact to its capital adequacy arising from adverse events or changes in market conditions.

## **Stress Tests**

The stress tests performed by the Bank cover both financial statements as well as the material risks. Stress tests cover wholesale portfolio through the application of downside scenarios to the base case established. The stress scenarios are developed by the Enterprise Risk Management (ERM) - ICAAP Scenario Design & Expansion (SDE) Team. The scenarios assume a set of economic and geopolitical pressures, which have significant impact on Malaysia's macro-economic performance. The Bank then assesses the stress impact on the financial, capital and liquidity position.

## **Integration of Risk Management and Capital Management Procedures**

The results of the stress testing on balance sheets and material risks will then be considered to determine if the Bank will continue to have sufficient capital under the stress scenarios and if the Bank's capital should be further strengthened under tail-end adverse scenarios under reverse stress test.

**Citibank Berhad**

(Registration No. 199401011410 (297089-M))

(Incorporated in Malaysia)

Based on the current internal capital adequacy assessment, the Bank has adequate capital to support its current and future activities for the next three years. Other than paid up capital of the Bank, the bank's capital is historically generated via retained profits from the business.

The Risk-Weighted Assets and Capital Adequacy Ratios of Citibank Berhad are as follows:-

	<b>Jun 2025</b>	<b>Dec 2024</b>
	<b>RM'000</b>	<b>RM'000</b>
<b>Computation of Total Risk-Weighted Assets ("RWA")</b>		
Credit Risk RWA	11,867,355	11,453,677
Credit Risk RWA Absorbed by PSIA <sup>1</sup>	-	-
Market Risk RWA	1,146,334	919,806
Market Risk RWA Absorbed by PSIA <sup>1</sup>	-	-
Operational Risk RWA*	5,522,971	3,212,893
<b>Total Risk-Weighted Assets</b>	<b>18,536,660</b>	<b>15,586,376</b>
<b>Computation of Capital Ratios</b>		
Common Equity Tier 1 ("CET 1") Capital	3,340,957	4,353,605
Tier 1 Capital	3,340,957	4,353,605
Total Capital	3,425,094	4,432,297
<b>Before deducting approved dividends</b>		
Common Equity Tier 1 ("CET 1") Capital ratio	N/A	27.932%
Tier 1 Capital ratio	N/A	27.932%
Total Capital ratio	N/A	28.437%
<b>After deducting approved dividends</b>		
<b>Common Equity Tier 1 ("CET 1") Capital Ratio</b>	<b>18.024%</b>	<b>21.131%</b>
<b>Tier 1 Capital Ratio</b>	<b>18.024%</b>	<b>21.131%</b>
<b>Total Capital Ratio</b>	<b>18.477%</b>	<b>21.636%</b>

\* Effective Jan 2025, Operational Risk RWA has transition from Basel II to Basel III computation.

**Citibank Berhad**

(Registration No. 199401011410 (297089-M))

(Incorporated in Malaysia)

The Risk-Weighted Assets and Capital Adequacy Ratios for the Islamic Banking window are as follows:-

	<b>Jun 2025</b>	<b>Dec 2024</b>
	<b>RM'000</b>	<b>RM'000</b>
<b>Computation of Total Risk-Weighted Assets ("RWA")</b>		
Credit Risk RWA	248	34
Credit Risk RWA Absorbed by PSIA <sup>1</sup>	-	-
Market Risk RWA	-	-
Market Risk RWA Absorbed by PSIA <sup>1</sup>	-	-
Operational Risk RWA	63,267	75,609
<b>Total Risk-Weighted Assets</b>	<b>63,515</b>	<b>75,643</b>
<b>Computation of Capital Ratios</b>		
Common Equity Tier 1 ("CET 1") Capital	724,118	723,096
Tier 1 Capital	724,118	723,096
Total Capital	724,121	723,096
<b>Common Equity Tier 1 ("CET 1") Capital Ratio</b>	<b>1140.064%</b>	<b>955.925%</b>
<b>Tier 1 Capital Ratio</b>	<b>1140.064%</b>	<b>955.925%</b>
<b>Total Capital Ratio</b>	<b>1140.069%</b>	<b>955.925%</b>

No dividend is proposed/approved under the Islamic Banking window.

The above ratios are well above the regulatory requirements for total capital adequacy ratio of 8%.

<sup>1</sup> Profit Sharing Investment Account

**Citibank Berhad**  
(Registration No. 199401011410 (297089-M))  
(Incorporated in Malaysia)

The following table details the classes of RWA and the types of exposure of the Group and the Bank as of 30 June 2025:-

Item	Exposure Class	Gross Exposures		Net Exposures	Risk-Weighted Assets	Risk-Weighted Assets Absorbed by PSIA	Total Risk-Weighted Assets after effects of PSIA	Minimum Capital Requirement at 8%
		RM'000	RM'000	RM'000	RM'000	RM'000	RM'000	RM'000
<b>1.0</b>	<b>Credit Risk (Standardised Approach)</b>							
	<i>On-Balance Sheet Exposures</i>							
	Sovereigns/Central Banks	19,444,097	19,444,097	333,889	-	333,889	26,711	
	Public Service Entities	-	-	-	-	-	-	
	Banks, Development Financial Institutions and MDBs	7,047,695	7,047,695	1,642,839	-	1,642,839	131,427	
	Corporates, insurance cos and securities firms	5,130,443	5,079,357	5,078,947	-	5,078,947	406,316	
	Regulatory Retail	-	-	-	-	-	-	
	Residential Mortgages	-	-	-	-	-	-	
	Higher Risk Assets	-	-	-	-	-	-	
	Other Assets	741,119	741,119	306,561	-	306,561	24,525	
	Defaulted Exposures	21,873	21,873	32,809	-	32,809	2,625	
	<b>Total for On-Balance Sheet Exposures</b>	<b>32,385,227</b>	<b>32,334,141</b>	<b>7,395,045</b>	<b>-</b>	<b>7,395,045</b>	<b>591,604</b>	
	<i>Off-Balance Sheet Exposures</i>							
	OTC Derivatives	3,280,727	3,280,727	1,703,534	-	1,703,534	136,283	
	Credit Derivatives	-	-	-	-	-	-	
	Off-balance sheet exposures other than OTC derivatives or credit derivatives	2,846,368	2,846,368	2,768,776	-	2,768,776	221,502	
	Defaulted Exposures	-	-	-	-	-	-	
	<b>Total for Off- Balance Sheet Exposures</b>	<b>6,127,095</b>	<b>6,127,095</b>	<b>4,472,310</b>	<b>-</b>	<b>4,472,310</b>	<b>357,785</b>	
	<b>Total On and Off-Balance Sheet Exposures</b>	<b>38,512,322</b>	<b>38,461,236</b>	<b>11,867,355</b>	<b>-</b>	<b>11,867,355</b>	<b>949,389</b>	
<b>2.0</b>	<b>Large Exposure Risk Requirement</b>							
		-	-	-	-	-	-	
<b>3.0</b>	<b>Market Risk (Standardised Approach)</b>	<b>Long position</b>	<b>Short position</b>	<b>Net position</b>				
	Interest rate risk	350,856	295,081	55,775	1,044,673	-	1,044,673	83,574
	Foreign currency risk	32,388	42,169	(9,781)	42,169	-	42,169	3,374
	Equity risk	-	-	-	-	-	-	
	Commodity risk	-	-	-	-	-	-	
	Options risk	31,790	24,794	6,996	59,492	-	59,492	4,759
	Inventory risk	-	-	-	-	-	-	
<b>4.0</b>	<b>Operational Risk (Basic Indicator Approach)</b>				5,522,971	-	5,522,971	441,838
	<b>Total RWA and Capital Requirements</b>				18,536,660	-	18,536,660	1,482,934

**Citibank Berhad**

(Registration No. 199401011410 (297089-M))

(Incorporated in Malaysia)

The following table details the classes of RWA and the types of exposure of the Islamic Banking window as of 30 June 2025:-

Item	Exposure Class	Gross Exposures		Net Exposures	Risk-Weighted Assets	Risk-Weighted Assets Absorbed by PSIA	Total Risk-Weighted Assets after effects of PSIA	Minimum Capital Requirement at 8%
		RM'000	RM'000	RM'000	RM'000	RM'000	RM'000	RM'000
<b>1.0</b>	<b>Credit Risk (Standardised Approach)</b>							
	<i>On-Balance Sheet Exposures</i>							
	Sovereigns/Central Banks	3,220,946	3,220,946	-	-	-	-	-
	Banks, Development Financial Institutions and MDBs	430	430	215	-	215	17	
	Corporates, insurance cos and securities firms	-	-	-	-	-	-	
	Residential Mortgages	-	-	-	-	-	-	
	Other Assets	33	33	33	-	33	3	
	Defaulted Exposures	-	-	-	-	-	-	
	<b>Total for On-Balance Sheet Exposures</b>	<b>3,221,409</b>	<b>3,221,409</b>	<b>248</b>	<b>-</b>	<b>248</b>	<b>20</b>	
	<i>Off-Balance Sheet Exposures</i>							
	OTC Derivatives	-	-	-	-	-	-	
	Off-balance sheet exposures other than OTC derivatives or credit derivatives	-	-	-	-	-	-	
	Defaulted Exposures	-	-	-	-	-	-	
	<b>Total for Off- Balance Sheet Exposures</b>	<b>-</b>	<b>-</b>	<b>-</b>	<b>-</b>	<b>-</b>	<b>-</b>	
	<b>Total On and Off- Balance Sheet Exposures</b>	<b>3,221,409</b>	<b>3,221,409</b>	<b>248</b>	<b>-</b>	<b>248</b>	<b>20</b>	
<b>2.0</b>	<b>Large Exposure Risk Requirement</b>							
		-	-	-	-	-	-	
<b>3.0</b>	<b>Market Risk (Standardised Approach)</b>	<b>Long position</b>	<b>Short position</b>	<b>Net position</b>				
	Benchmark rate risk	-	-	-	-	-	-	
	Foreign currency risk	-	-	-	-	-	-	
	Equity risk	-	-	-	-	-	-	
	Commodity risk	-	-	-	-	-	-	
	Options risk	-	-	-	-	-	-	
	Inventory risk	-	-	-	-	-	-	
<b>4.0</b>	<b>Operational Risk (Basic Indicator Approach)</b>				63,267	-	63,267	5,061
	<b>Total RWA and Capital Requirements</b>				<b>63,516</b>	<b>-</b>	<b>63,516</b>	<b>5,081</b>

**Citibank Berhad**  
(Registration No. 199401011410 (297089-M))  
(Incorporated in Malaysia)

The following table details the classes of RWA and the types of exposure of the Group and the Bank as of 31 December 2024:-

Item	Exposure Class	Gross Exposures		Net Exposures	Risk-Weighted Assets	Risk-Weighted Assets Absorbed by PSIA	Total Risk-Weighted Assets after effects of PSIA	Minimum Capital Requirement at 8%
		RM'000	RM'000	RM'000	RM'000	RM'000	RM'000	RM'000
<b>1.0</b>	<b>Credit Risk (Standardised Approach)</b>							
	<i>On-Balance Sheet Exposures</i>							
	Sovereigns/Central Banks	18,893,270	18,893,270	240,053	-	240,053	19,204	
	Public Service Entities	-	-	-	-	-	-	
	Banks, Development Financial Institutions and MDBs	7,639,477	7,639,477	1,757,487	-	1,757,487	140,599	
	Corporates, insurance cos and securities firms	5,322,484	5,220,082	5,213,902	-	5,213,902	417,113	
	Regulatory Retail	-	-	-	-	-	-	
	Residential Mortgages	-	-	-	-	-	-	
	Higher Risk Assets	-	-	-	-	-	-	
	Other Assets	597,664	597,664	360,766	-	360,766	28,861	
	Defaulted Exposures	2,648	2,648	3,968	-	3,968	317	
	<b>Total for On-Balance Sheet Exposures</b>	<b>32,455,543</b>	<b>32,353,141</b>	<b>7,576,176</b>	<b>-</b>	<b>7,576,176</b>	<b>606,094</b>	
	<i>Off-Balance Sheet Exposures</i>							
	OTC Derivatives	2,886,319	2,886,319	1,456,199	-	1,456,199	116,496	
	Credit Derivatives	-	-	-	-	-	-	
	Off-balance sheet exposures other than OTC derivatives or credit derivatives	2,508,200	2,508,200	2,421,302	-	2,421,302	193,704	
	Defaulted Exposures	-	-	-	-	-	-	
	<b>Total for Off- Balance Sheet Exposures</b>	<b>5,394,519</b>	<b>5,394,519</b>	<b>3,877,501</b>	<b>-</b>	<b>3,877,501</b>	<b>310,200</b>	
	<b>Total On and Off-Balance Sheet Exposures</b>	<b>37,850,062</b>	<b>37,747,659</b>	<b>11,453,677</b>	<b>-</b>	<b>11,453,677</b>	<b>916,294</b>	
<b>2.0</b>	<b>Large Exposure Risk Requirement</b>	-	-	-	-	-	-	
<b>3.0</b>	<b>Market Risk (Standardised Approach)</b>	<b>Long position</b>	<b>Short position</b>	<b>Net position</b>				
	Interest rate risk	345,693	321,738	23,954	696,272	-	696,272	55,702
	Foreign currency risk	30,782	78,518	(47,736)	78,518	-	78,518	6,281
	Equity risk	-	-	-	-	-	-	
	Commodity risk	-	-	-	-	-	-	
	Options risk	6,395	6,239	156	145,016	-	145,016	11,601
	Inventory risk	-	-	-	-	-	-	
<b>4.0</b>	<b>Operational Risk (Basic Indicator Approach)</b>				<b>3,212,893</b>	<b>-</b>	<b>3,212,893</b>	<b>257,031</b>
	<b>Total RWA and Capital Requirements</b>				<b>15,586,376</b>	<b>-</b>	<b>15,586,376</b>	<b>1,246,910</b>

**Citibank Berhad**  
(Registration No. 199401011410 (297089-M))  
(Incorporated in Malaysia)

The following table details the classes of RWA and the types of exposure of the Islamic Banking window as of 31 December 2024:-

Item	Exposure Class	Gross Exposures		Net Exposures	Risk-Weighted Assets	Risk-Weighted Assets Absorbed by PSIA	Total Risk-Weighted Assets after effects of PSIA	Minimum Capital Requirement at 8%
		RM'000	RM'000	RM'000	RM'000	RM'000	RM'000	RM'000
<b>1.0</b>	<b>Credit Risk (Standardised Approach)</b>							
	<i>On-Balance Sheet Exposures</i>							
	Sovereigns/Central Banks	2,183,351	2,183,351	-	-	-	-	-
	Banks, Development Financial Institutions and MDBs	6	6	3	-	3	0	
	Corporates, insurance cos and securities firms	-	-	-	-	-	-	
	Residential Mortgages	-	-	-	-	-	-	
	Other Assets	31	31	31	-	31	3	
	Defaulted Exposures	-	-	-	-	-	-	
	<b>Total for On-Balance Sheet Exposures</b>	<b>2,183,388</b>	<b>2,183,388</b>	<b>34</b>	<b>-</b>	<b>34</b>	<b>3</b>	
	<i>Off-Balance Sheet Exposures</i>							
	OTC Derivatives	-	-	-	-	-	-	
	Off-balance sheet exposures other than OTC derivatives or credit derivatives	-	-	-	-	-	-	
	Defaulted Exposures	-	-	-	-	-	-	
	<b>Total for Off- Balance Sheet Exposures</b>	<b>-</b>	<b>-</b>	<b>-</b>	<b>-</b>	<b>-</b>	<b>-</b>	
	<b>Total On and Off- Balance Sheet Exposures</b>	<b>2,183,388</b>	<b>2,183,388</b>	<b>34</b>	<b>-</b>	<b>34</b>	<b>3</b>	
<b>2.0</b>	<b>Large Exposure Risk Requirement</b>	-	-	-	-	-	-	
<b>3.0</b>	<b>Market Risk (Standardised Approach)</b>	<b>Long position</b>	<b>Short position</b>	<b>Net position</b>				
	Benchmark rate risk	-	-	-	-	-	-	
	Foreign currency risk	-	-	-	-	-	-	
	Equity risk	-	-	-	-	-	-	
	Commodity risk	-	-	-	-	-	-	
	Options risk	-	-	-	-	-	-	
	Inventory risk	-	-	-	-	-	-	
<b>4.0</b>	<b>Operational Risk (Basic Indicator Approach)</b>				<b>75,609</b>	<b>-</b>	<b>75,609</b>	<b>6,049</b>
	<b>Total RWA and Capital Requirements</b>				<b>75,643</b>	<b>-</b>	<b>75,643</b>	<b>6,052</b>

### 3. Capital Structure

The following details the capital structure for the Group and Bank:

	<b>Group and Bank</b>	
	<b>Jun 2025</b>	<b>Dec 2024</b>
	<b>RM'000</b>	<b>RM'000</b>
<b>CET 1 Capital</b>		
Paid up ordinary share capital	502,000	502,000
Retained profits	2,829,353	3,879,353
Other reserves	97,427	73,491
Less: Regulatory reserve	(60,000)	(70,000)
Less: Deferred tax assets	(7,238)	(29,318)
Less: 55% of cumulative gains of financial assets measured at FVOCI	(20,585)	(1,921)
<b>Total CET 1 Capital / Total Tier 1 Capital</b>	<b>3,340,957</b>	<b>4,353,605</b>
<b>Tier 2 Capital</b>		
Loss allowance and regulatory reserves	84,137	78,692
<b>Total Tier 2 Capital</b>	<b>84,137</b>	<b>78,692</b>
<b>Total Capital</b>	<b>3,425,094</b>	<b>4,432,297</b>

The following details the capital structure for the Islamic Banking window:

	<b>Jun 2025</b>	<b>Dec 2024</b>
	<b>RM'000</b>	<b>RM'000</b>
<b>CET 1 Capital</b>		
Capital funds	20,000	20,000
Retained profits	702,876	702,876
Other reserves	2,760	489
Less: Deferred tax assets	-	-
Less: 55% of cumulative gains of financial assets measured at FVOCI	(1,518)	(269)
<b>Total CET 1 Capital / Total Tier 1 Capital</b>	<b>724,118</b>	<b>723,096</b>
<b>Tier 2 Capital</b>		
Loss allowance and regulatory reserves	3	0
<b>Total Tier 2 Capital</b>	<b>3</b>	<b>0</b>
<b>Total Capital</b>	<b>724,121</b>	<b>723,096</b>

The capital structure of the Group and the Bank as disclosed above does not have any specific terms and conditions attached to them.

## **4. Credit Risk**

### **4.1 Credit Risk Management**

Credit risk is the risk of loss resulting from the decline in credit quality of a client, customer or counterparty (or downgrade risk) or the failure of a borrower, counterparty, third party or issuer to honor its financial or contractual obligations.

Credit risk also arises from clearing and settlement activities, when Citibank Berhad ("Citi") transfers an asset in advance of receiving its counter-value or advances funds to settle a transaction on behalf of a client.

The credit process is grounded in a series of fundamental policies, including:

- joint business and independent risk management responsibility for managing credit risks, where independent risk provides credible review and challenge to first line units;
- a single center of control for each credit relationship, which coordinates credit activities with each client;
- portfolio limits to ensure diversification and maintain risk/ capital alignment;
- a minimum of two authorized credit officer signatures required on most extensions of credit;
- risk rating standards, applicable to every obligor and facility; and
- consistent standards for minimum credit origination documentation and remedial management.

Citi has an established framework in place for managing credit risk across all businesses that includes a defined risk appetite, credit limits and credit policies. Citi's credit risk management framework also includes policies and procedures to manage problem exposures.

### **4.2 Definition of Past Due and Impaired Loans**

Exposures are considered to be past due if contractually agreed payments of principal, interest or fee has not been paid at a date it was due. A loan is impaired when there is objective evidence that demonstrates that a loss event has occurred after the initial recognition of the loan, and that the loss event has an impact on the future cash flows of the loan.

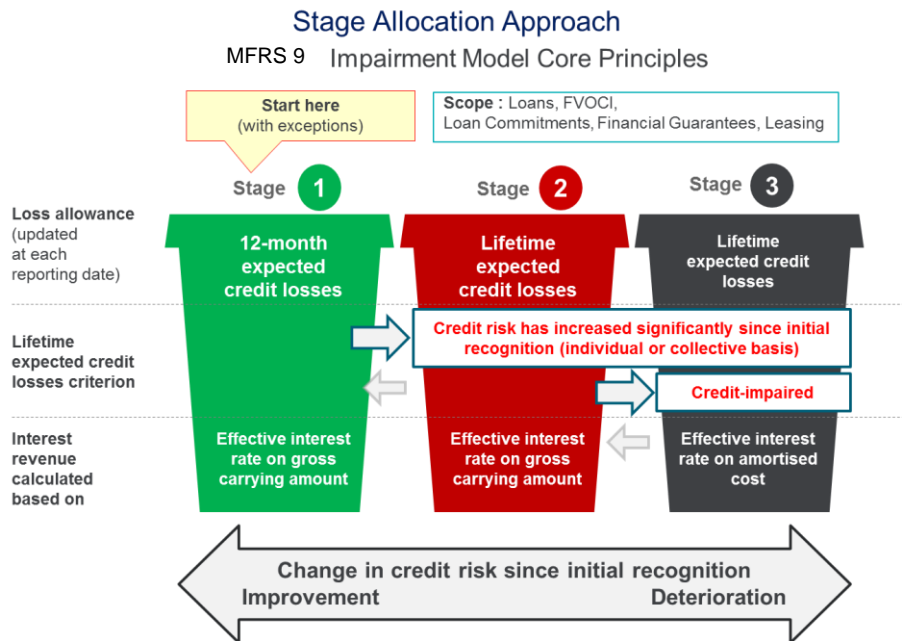
Objective evidence that a loan or a loan portfolio is impaired includes observable data that could include the following loss events:-

- significant financial difficulty of the issuer or obligor;
- a breach of contract, such as a default or delinquency in interest or principal payments;
- it becomes probable that the borrower will enter bankruptcy or other financial reorganisation;
- observable data relating to a portfolio of financial assets such as:
  - i) adverse changes in the payment status of borrowers in the portfolio; and
  - ii) national or local economic conditions that correlate with defaults on the assets in the portfolio.

Under the revised policy issued by BNM on *Financial Reporting (BNM/RH/PD 032-13)*, if the repayment conduct of the loan is past due for more than 90 days or 3 months of either principal, interest or both, the loan shall be classified as impaired. The Bank applies this policy in addition to the above when determining if a loan is impaired.

### 4.3 Impairment

Citibank Berhad adopted MFRS 9 Financial Instruments with effect on 1 January 2018. The impairment model applies to financial assets measured at amortised cost, investment securities measured at fair value through other comprehensive income (“FVOCI”) and to certain loan commitments and financial guarantee contracts. Under MFRS 9, credit loss allowances will be measured on each reporting date according to a three-Stage expected credit loss impairment model under which each financial asset is classified in one of the stages below:



**Stage 1: 12-months ECL**

From initial recognition of a financial asset to the date on which the asset has experienced a significant increase in credit risk relative to its initial recognition, a loss allowance is recognised equal to the credit losses expected to result from defaults expected over the next 12 months.

**Stage 2: Lifetime ECL - not credit impaired**

Following a significant increase in credit risk relative to the risk at initial recognition of the financial asset, a loss allowance is recognised equal to the full credit losses expected over the remaining life of the asset.

**Stage 3: Lifetime ECL - credit impaired**

When a financial asset is considered to be credit-impaired, a loss allowance equal to the full lifetime expected credit losses will be recognised.

**Citibank Berhad**

(Registration No. 199401011410 (297089-M))

(Incorporated in Malaysia)

**4.4 Distribution of Loans, Advances and Financing**

The following information on loans, advances and financing are disclosed in Note 4 in the financial statement as of 30 June 2025:-

- 1) Geographical distribution
- 2) Sector
- 3) Residual contractual maturity

**4.5 Impaired Loans, Past Due Loans, Lifetime ECL Credit Impaired, 12-Months ECL And Lifetime ECL Not Credit Impaired, Charges for Lifetime ECL Credit Impaired and Write Offs by Sector**

The following tables present the Group's and the Bank's detailed past due loans, lifetime ECL credit impaired, 12-months ECL and lifetime ECL not credit impaired, charges and write offs for lifetime ECL credit impaired by sector as of 30 June 2025. At present, the Islamic Banking Window does not any exposure, hence the related detailed disclosure is not applicable.

The information on impaired loans by sector and by geographic area and reconciliation of changes in loan allowance are disclosed in Note 5 in the financial statements as of 30 June 2025.

**4.5.1 Past Due Loans but Not Impaired**

The following table details past due loans but not impaired by sector of the Group and the Bank:

	<b>30 Jun 2025</b>	<b>31 Dec 2024</b>
	<b>RM'000</b>	<b>RM'000</b>
Primary agriculture	-	-
Mining and quarrying	-	-
Manufacturing	231,447	22,621
Electricity, gas, water	-	-
Construction	-	-
Wholesale, retail trade, restaurant and hotels	35,664	15,276
Transport, storage and communication	3,569	528
Finance, insurance, real estate, and business services	1,301	477
Education, health, household & others	28	-
<b>Total</b>	<b>272,009</b>	<b>38,902</b>

**Citibank Berhad**

(Registration No. 199401011410 (297089-M))

(Incorporated in Malaysia)

**4.5.2 Lifetime ECL Credit Impaired**

The following table details lifetime ECL credit impaired by sector of the Group and the Bank:

	<b>30 Jun 2025</b>	<b>31 Dec 2024</b>
	<b>RM'000</b>	<b>RM'000</b>
Primary agriculture	-	-
Mining and quarrying	5	1
Manufacturing	2,171	2,167
Electricity, gas, water	-	-
Construction	-	-
Wholesale, retail trade, restaurant and hotels	-	1
Transport, storage and communication	35	-
Finance, insurance, real estate, and business services	1,662	1,661
Education, health, household & others	2	1
Community, social and personal services	-	-
<b>Total</b>	<b>3,875</b>	<b>3,831</b>

**4.5.3 12-Months ECL and Lifetime ECL Not Credit Impaired**

The following table details 12-months ECL and lifetime ECL not credit impaired by sector of the Group and the Bank:

	<b>30 Jun 2025</b>	<b>31 Dec 2024</b>
	<b>RM'000</b>	<b>RM'000</b>
Primary agriculture	10	5
Mining and quarrying	28	57
Manufacturing	15,378	4,715
Electricity, gas, water	2	-
Construction	-	1
Wholesale, retail trade, restaurant and hotels	2,994	1,381
Transport, storage and communication	1,565	860
Finance, insurance, real estate, and business services	2,004	808
Education, health, household & others	860	100
Community, social and personal services	-	-
<b>Total</b>	<b>22,841</b>	<b>7,927</b>

\*12-months ECL and lifetime ECL not credit impaired including ECL restricted from Tier 2 Capital by BNM of RM Nil million for both 30 Jun 2025 and 31 Dec 2024 disclosure.

**Citibank Berhad**

(Registration No. 199401011410 (297089-M))

(Incorporated in Malaysia)

**4.5.4 Charges for Lifetime ECL Credit Impaired**

The following table details charges for lifetime ECL credit impaired by sector of the Group and the Bank:

	<b>30 Jun 2024</b>	<b>31 Dec 2024</b>
	<b>RM'000</b>	<b>RM'000</b>
Primary agriculture	-	-
Mining and quarrying	5	1
Manufacturing	4	-
Electricity, gas, water	-	-
Construction	-	-
Wholesale, retail trade, restaurant and hotels	-	1
Transport, storage and communication	35	-
Finance, insurance, real estate, and business services	1	-
Education, health, household & others	1	1
Community, social and personal services	-	-
<b>Total</b>	<b>46</b>	<b>3</b>

**4.5.5 Write Offs**

The following table details write offs by sector of the Group and the Bank:

	<b>30 Jun 2025</b>	<b>31 Dec 2024</b>
	<b>RM'000</b>	<b>RM'000</b>
Primary agriculture	-	-
Mining and quarrying	-	-
Manufacturing	-	-
Electricity, gas, water	-	-
Construction	-	-
Wholesale, retail trade, restaurant and hotels	-	-
Transport, storage and communication	-	-
Finance, insurance, real estate, and business services	-	-
Education, health, household & others	-	-
Community, social and personal services	-	-
<b>Total</b>	<b>-</b>	<b>-</b>

#### 4.6 External Credit Assessment Institutions (“ECAIs”)

The Bank uses ratings by global agencies i.e. Fitch Ratings, Moody’s Investor Services, and Standard & Poor’s. The Bank also uses ratings from local agencies Rating Agency Malaysia (“RAM”) Berhad and Malaysian Rating Corporation (“MARC”) Berhad. These ECAIs are used to rate Corporates, Banking Institutions, Sovereigns and Central Banks.

The Bank uses a regional system called Optima to calculate its risk-weighted assets and this system receives its external ratings from a credit system that has a feed for external ratings from approved ECAIs. The mapping of external ratings to the respective counterparties and exposures is automated in the system.

The Bank uses issue-specific ratings for securities. In general, where no issue-specific rating exists, the credit rating assigned to the counterparty of a particular credit exposure is used. Where an exposure has neither an issue-specific rating nor counterparty rating, it is deemed as unrated.

The alignment of the alphanumerical scale of each recognised ECAIs used by Citibank Berhad is detailed in the table below:

CREDIT QUALITY GRADES AND ELIGIBLE ECAIs								
Credit Quality Grade		1	2	3	4	5	6	Unrated
Optima (Basel Credit Ratings)								
Rating Source	Rating Agencies	AAA	A+	BBB+	BB+	B+	CCC+	Unrated
Central	Fitch Ratings	AAA AA+ AA AA-	A+ A A-	BBB+ BBB BBB-	BB+ BB BB-	B+ B B-	CCC+ CCC CCC- CC C D	
Central	Moody's Investor Services	Aaa Aa1 Aa2 Aa3	A1 A2 A3	Baa1 Baa2 Baa3	Ba1 Ba2 Ba3	B1 B2 B3	Caa1 Caa2 Caa3 Ca C	
Central	Standard & Poor's	AAA AA+ AA AA-	A+ A A-	BBB+ BBB BBB-	BB+ BB BB-	B+ B B-	CCC+ CCC CCC- CC C D	
Local	Rating Agency Malaysia Berhad (RAM)	AAA Aa1 Aa2 Aa3	A1 A2 A3	BBB1 BBB2 BBB3	BB1 BB2 BB3	B1 B2 B3	C1 C2 C3 D	
Local	Malaysian Rating Corporation Berhad (MARC)	AAA AA+ AA AA-	A+ A A-	BBB+ BBB BBB-	BB+ BB BB-	B+ B B-	C D	

The following tables show Citibank Berhad's rated and unrated exposures, by class, according to ratings by ECAIs:-

**4.6.1 Ratings of Corporates by Approved ECAIs**

**30 June 2025**  
**Group and Bank**

Exposure Class	Ratings of Corporate by Approved ECAIs (amounts in RM'000)						
	Moodys	Aaa to Aa3	A1 to A3	Baa1 to Ba3	B1 to C	Unrated	Total
	S&P	AAA to AA-	A+ to A-	BBB+ to BB-	B+ to D	Unrated	
	Fitch	AAA to AA-	A+ to A-	BBB+ to BB-	B+ to D	Unrated	
	RAM	AAA to AA3	A to A3	BBB1 to BB3	B1 to C	Unrated	
MARC	AAA to AA-	A+ to A-	BBB+ to BB-	B+ to D	Unrated		
Public Sector Entities (applicable for entities Risk-Weighted based on their external ratings as corporates)		-	-	-	-	141,222	141,222
Insurance Cos, securities Firms and Fund Managers		11,154	156,934	-	-	15,007	183,095
Corporates		-	57,673	208,558	-	8,292,197	8,558,428

**Islamic Banking Window**

Exposure Class	Ratings of Corporate by Approved ECAIs (amounts in RM'000)						
	Moodys	Aaa to Aa3	A1 to A3	Baa1 to Ba3	B1 to C	Unrated	Total
	S&P	AAA to AA-	A+ to A-	BBB+ to BB-	B+ to D	Unrated	
	Fitch	AAA to AA-	A+ to A-	BBB+ to BB-	B+ to D	Unrated	
	RAM	AAA to AA3	A to A3	BBB1 to BB3	B1 to C	Unrated	
MARC	AAA to AA-	A+ to A-	BBB+ to BB-	B+ to D	Unrated		
Public Sector Entities (applicable for entities Risk-Weighted based on their external ratings as corporates)		-	-	-	-	-	-
Insurance Cos, Securities Firms and Fund Managers		-	-	-	-	-	-
Corporates		-	-	-	-	-	-

**31 December 2024**  
**Group and Bank**

Exposure Class	Ratings of Corporate by Approved ECALs (amounts in RM'000)						Total
	Moodys	Aaa to Aa3	A1 to A3	Baa1 to Ba3	B1 to C	Unrated	
	S&P	AAA to AA-	A+ to A-	BBB+ to BB-	B+ to D	Unrated	
	Fitch	AAA to AA-	A+ to A-	BBB+ to BB-	B+ to D	Unrated	
	RAM	AAA to AA3	A to A3	BBB1 to BB3	B1 to C	Unrated	
MARC	AAA to AA-	A+ to A-	BBB+ to BB-	B+ to D	Unrated		
Public Sector Entities (applicable for entities Risk-Weighted based on their external ratings as corporates)		-	-	-	-	198,849	198,849
Insurance Cos, securities Firms and Fund Managers		13,774	100,247	-	-	119,371	233,392
Corporates		-	66,980	138,263	-	7,966,617	8,171,860

**Islamic Banking Window**

Exposure Class	Ratings of Corporate by Approved ECALs (amounts in RM'000)						Total
	Moodys	Aaa to Aa3	A1 to A3	Baa1 to Ba3	B1 to C	Unrated	
	S&P	AAA to AA-	A+ to A-	BBB+ to BB-	B+ to D	Unrated	
	Fitch	AAA to AA-	A+ to A-	BBB+ to BB-	B+ to D	Unrated	
	RAM	AAA to AA3	A to A3	BBB1 to BB3	B1 to C	Unrated	
MARC	AAA to AA-	A+ to A-	BBB+ to BB-	B+ to D	Unrated		
Public Sector Entities (applicable for entities Risk-Weighted based on their external ratings as corporates)		-	-	-	-	-	-
Insurance Cos, Securities Firms and Fund Managers		-	-	-	-	-	-
Corporates		-	-	-	-	-	-

**4.6.2 Short Term Ratings of Banking Institutions and Corporates by Approved ECAIs**

This disclosure does not apply to Citibank Berhad as it uses long term ratings for all exposures.

**4.6.3 Ratings of Sovereigns and Central Banks by Approved ECAIs**

**30 June 2025**

**Group and Bank**

Exposure Class	Ratings of Sovereigns/Central Banks by Approved ECAIs (amounts in RM'000)							
	Moody's	Aaa to Aa3	A1 to A3	Baa1 to Ba3	Ba1 to B3	Caa1 to C	Unrated	Total
	S&P	AAA to AA-	A+ to A-	BBB+ to BB-	BB+ to B-	CCC+ to D	Unrated	
	Fitch	AAA to AA-	A+ to A-	BBB+ to BB-	BB+ to B-	CCC+ to D	Unrated	
Sovereigns/ Central Banks		0	1,669,447	17,784,255	-	-	-	19,453,702

**Islamic Banking Window**

Exposure Class	Ratings of Sovereigns/Central Banks by Approved ECAIs (amounts in RM'000)							
	Moody's	Aaa to Aa3	A1 to A3	Baa1 to Ba3	Ba1 to B3	Caa1 to C	Unrated	Total
	S&P	AAA to AA-	A+ to A-	BBB+ to BB-	BB+ to B-	CCC+ to D	Unrated	
	Fitch	AAA to AA-	A+ to A-	BBB+ to BB-	BB+ to B-	CCC+ to D	Unrated	
Sovereigns/ Central Banks		-	-	3,220,946	-	-	-	3,220,946

**31 December 2024**

**Group and Bank**

Exposure Class	Ratings of Sovereigns/Central Banks by Approved ECAIs (amounts in RM'000)							
	Moody's	Aaa to Aa3	A1 to A3	Baa1 to Ba3	Ba1 to B3	Caa1 to C	Unrated	Total
	S&P	AAA to AA-	A+ to A-	BBB+ to BB-	BB+ to B-	CCC+ to D	Unrated	
	Fitch	AAA to AA-	A+ to A-	BBB+ to BB-	BB+ to B-	CCC+ to D	Unrated	
Sovereigns/ Central Banks		-	1,200,265	17,714,364	-	-	-	18,914,628

**Islamic Banking Window**

Exposure Class	Ratings of Sovereigns/Central Banks by Approved ECAIs (amounts in RM'000)							
	Moody's	Aaa to Aa3	A1 to A3	Baa1 to Ba3	Ba1 to B3	Caa1 to C	Unrated	Total
	S&P	AAA to AA-	A+ to A-	BBB+ to BB-	BB+ to B-	CCC+ to D	Unrated	
	Fitch	AAA to AA-	A+ to A-	BBB+ to BB-	BB+ to B-	CCC+ to D	Unrated	
Sovereigns/ Central Banks		-	-	2,183,351	-	-	-	2,183,351

**4.6.4 Rating of Banking Institutions by Approved ECAIs**

**30 June 2025**

**Group and Bank**

Exposure Class	Ratings of Banks, Development Financial Institutions and MDBs by Approved ECAIs (amounts in RM'000)							
	Moody's	Aaa to Aa3	A1 to A3	Baa1 to Baa3	Ba1 to B3	Caa1 to C	Unrated	Total
	S&P	AAA to AA-	A+ to A-	BBB+ to BBB-	BB+ to B-	CCC+ to D	Unrated	
	Fitch	AAA to AA-	A+ to A-	BBB+ to BBB-	BB+ to B-	CCC+ to D	Unrated	
	RAM	AAA to AA3	A to A3	BBB1 to BBB3	BB1 to B3	C1 to D	Unrated	
MARC	AAA to AA-	A+ to A-	BBB+ to BBB-	BB+ to B-	C+ to D	Unrated		
Banks, Development Financial Institutions and MDBs		784,200	5,166,155	2,795,769	8,382	2,230	678,020	9,434,756

**Islamic Banking Window**

Exposure Class	Ratings of Banks, Development Financial Institutions and MDBs by Approved ECAIs (amounts in RM'000)							
	Moody's	Aaa to Aa3	A1 to A3	Baa1 to Ba3	Ba1 to B3	Caa1 to C	Unrated	Total
	S&P	AAA to AA-	A+ to A-	BBB+ to BB-	BB+ to B-	CCC+ to D	Unrated	
	Fitch	AAA to AA-	A+ to A-	BBB+ to BB-	BB+ to B-	CCC+ to D	Unrated	
	RAM	AAA to AA3	A to A3	BBB1 to BB3	BB1 to B3	C1 to D	Unrated	
MARC	AAA to AA-	A+ to A-	BBB+ to BB-	BB+ to B-	C+ to D	Unrated		
Banks, Development Financial Institutions and MDBs		-	-	-	-	-	430	430

**31 December 2024**

**Group and Bank**

Exposure Class	Ratings of Banks, Development Financial Institutions and MDBs by Approved ECAIs (amounts in RM'000)							
	Moody's	Aaa to Aa3	A1 to A3	Baa1 to Baa3	Ba1 to B3	Caa1 to C	Unrated	Total
	S&P	AAA to AA-	A+ to A-	BBB+ to BBB-	BB+ to B-	CCC+ to D	Unrated	
	Fitch	AAA to AA-	A+ to A-	BBB+ to BBB-	BB+ to B-	CCC+ to D	Unrated	
	RAM	AAA to AA3	A to A3	BBB1 to BBB3	BB1 to B3	C1 to D	Unrated	
MARC	AAA to AA-	A+ to A-	BBB+ to BBB-	BB+ to B-	C+ to D	Unrated		
Banks, Development Financial Institutions and MDBs		1,683,541	2,942,694	4,454,009	8,799	205	644,420	9,733,668

**Citibank Berhad**

(Registration No. 199401011410 (297089-M))

(Incorporated in Malaysia)

**Islamic Banking Window**

Exposure Class	Ratings of Banks, Development Financial Institutions and MDBs by Approved ECAIs (amounts in RM'000)							
	Moody's	Aaa to Aa3	A1 to A3	Baa1 to Ba3	Ba1 to B3	Caa1 to C	Unrated	Total
	S&P	AAA to AA-	A+ to A-	BBB+ to BB-	BB+ to B-	CCC+ to D	Unrated	
	Fitch	AAA to AA-	A+ to A-	BBB+ to BB-	BB+ to B-	CCC+ to D	Unrated	
	RAM	AAA to AA3	A to A3	BBB1 to BB3	BB1 to B3	C1 to D	Unrated	
MARC	AAA to AA-	A+ to A-	BBB+ to BB-	BB+ to B-	C+ to D	Unrated		
Banks, Development Financial Institutions and MDBs		-	-	-	-	-	6	6

**4.7 Credit Risk Mitigation (“CRM”)**

As part of its risk management activities, Citi uses various risk mitigants to hedge portions of the credit risk in its portfolios, in addition to outright asset sales. Credit risk mitigation, including netting, collateral and other techniques, is important to Citi in the effective management of its credit risk exposures. Generally, in consultation with legal counsel, Citi determines whether collateral documentation is legally enforceable and gives Citi the right to liquidate or take possession of collateral in a timely manner in the event of the default, insolvency, bankruptcy or other defined credit event of the obligor.

Collateral assets taken as credit risk mitigants in the wholesale banking book receive initial and subsequent periodic valuations. This is part of the facility approval process and is aimed at ensuring a comprehensive understanding of the potential recovery value of the pledged collateral asset in an event of obligor default. Collateral must be realizable and have either (1) a value capable of being established on the open market or (2) a value that can be provided by a recognized external market source or independent valuer. Valuations must also take into account the environment, the relevant market, and the type of collateral. Different collateral asset types and borrowers' risk profiles may require different processes with respect to valuation, the frequency of evaluation (and re-evaluation), inspection, and verification.

The main type of credit risk mitigants utilized are guarantees or other types of full support from parents or third parties, as well as collateral such as real estate or various asset types (primarily cash).

As the end of Jun 2025, the Bank's gross credit exposure is RM 38,512 million, of which RM 51 million was offset by CRM. After applying required risk weights, the Bank's Credit RWA is RM 11,867 million. Given the immateriality of CRM, which is 0.1% of total credit exposure, asset class breakdowns are not provided and for the same reason, there is no CRM risk concentration exposure to the Bank.

**Citibank Berhad**

(Registration No. 199401011410 (297089-M))

(Incorporated in Malaysia)

The following table shows the total exposure amounts after credit risk mitigation as of 30 June 2025:

Risk Weights	Exposures after Netting and Credit Risk Mitigation										Total exposures after netting & Credit Risk Mitigation	Total Risk Weighted Assets
	Sovereigns & Central Banks	PSEs	Banks, MDBs and FDIs	Insurance Cos, Securities Firms & Fund Managers	Corporates	Regulatory Retail	Residential Mortgages	Higher Risk Assets	Other Assets	Equity		
	RM'000	RM'000	RM'000	RM'000	RM'000	RM'000	RM'000	RM'000	RM'000	RM'000	RM'000	RM'000
0%	17,784,255	-	123	-	-	-	-	-	434,788	-	18,219,167	-
10%	-	-	-	-	-	-	-	-	-	-	-	-
20%	1,669,447	141,222	7,053,461	11,154	-	-	-	-	-	-	8,875,284	1,775,057
35%	-	-	-	-	-	-	-	-	-	-	-	-
50%	-	-	2,371,265	156,933	45,338	-	-	-	-	-	2,573,535	1,286,768
75%	-	-	-	-	-	-	-	-	-	-	-	-
90%	-	-	-	-	-	-	-	-	-	-	-	-
100%	-	-	7,677	15,007	8,440,131	-	-	-	306,311	-	8,769,126	8,769,126
110%	-	-	-	-	-	-	-	-	-	-	-	-
125%	-	-	-	-	-	-	-	-	-	-	-	-
135%	-	-	-	-	-	-	-	-	-	-	-	-
150%	-	-	2,230	-	21,873	-	-	-	-	-	24,103	36,155
270%	-	-	-	-	-	-	-	-	-	-	-	-
350%	-	-	-	-	-	-	-	-	-	-	-	-
400%	-	-	-	-	-	-	-	-	-	-	-	-
625%	-	-	-	-	-	-	-	-	-	-	-	-
937.5%	-	-	-	-	-	-	-	-	-	-	-	-
1250.0%	-	-	-	-	-	-	-	-	20	-	20	250
Total Exposures	19,453,702	141,222	9,434,756	183,095	8,507,342	-	-	-	741,119	-	38,461,236	11,867,355
Risk-Weighted Assets by Exposures	333,889	28,244	2,607,347	95,705	8,495,609	-	-	-	306,561	-		11,867,355
Average Risk Weight	2%	20%	28%	52%	100%	0%	0%	0%	41%	0%	31%	
Deduction from Capital Base	-	-	-	-	-	-	-	-	-	-	-	

**Citibank Berhad**

(Registration No. 199401011410 (297089-M))

(Incorporated in Malaysia)

The following table details the total exposure amounts of the Islamic Banking window after credit risk mitigation as of 30 June 2025:

Risk Weights	Exposures after Netting and Credit Risk Mitigation										Total exposures after netting & Credit Risk Mitigation	Total Risk Weighted Assets
	Sovereigns & Central Banks	PSEs	Banks, MDBs and FDIs	Insurance Cos, Securities Firms & Fund Managers	Corporates	Regulatory Retail	Residential Mortgages	Higher Risk Assets	Other Assets	Equity		
	RM'000	RM'000	RM'000	RM'000	RM'000	RM'000	RM'000	RM'000	RM'000	RM'000	RM'000	RM'000
0%	3,220,946	-	-	-	-	-	-	-	-	-	3,220,946	-
10%	-	-	-	-	-	-	-	-	-	-	-	-
20%	-	-	-	-	-	-	-	-	-	-	-	-
35%	-	-	-	-	-	-	-	-	-	-	-	-
50%	-	-	430	-	-	-	-	-	-	-	430	215
75%	-	-	-	-	-	-	-	-	-	-	-	-
90%	-	-	-	-	-	-	-	-	-	-	-	-
100%	-	-	-	-	-	-	-	-	33	-	33	33
110%	-	-	-	-	-	-	-	-	-	-	-	-
125%	-	-	-	-	-	-	-	-	-	-	-	-
135%	-	-	-	-	-	-	-	-	-	-	-	-
150%	-	-	-	-	-	-	-	-	-	-	-	-
270%	-	-	-	-	-	-	-	-	-	-	-	-
350%	-	-	-	-	-	-	-	-	-	-	-	-
400%	-	-	-	-	-	-	-	-	-	-	-	-
625%	-	-	-	-	-	-	-	-	-	-	-	-
937.5%	-	-	-	-	-	-	-	-	-	-	-	-
1250.0%	-	-	-	-	-	-	-	-	-	-	-	-
Total Exposures	3,220,946	-	430	-	-	-	-	-	33	-	3,221,409	248
Risk-Weighted Assets by Exposures	-	-	215	-	-	-	-	-	33	-	-	248
Average Risk Weight	0%	0%	50%	0%	100%	0	0%	0%	100%	0%	0%	
Deduction from Capital Base	-	-	-	-	-	-	-	-	-	-	-	

**Citibank Berhad**

(Registration No. 199401011410 (297089-M))

(Incorporated in Malaysia)

The following table details the total exposure amounts of the Group and the Bank after credit risk mitigation as of 31 December 2024:

Risk Weights	Exposures after Netting and Credit Risk Mitigation										Total exposures after netting & Credit Risk Mitigation	Total Risk Weighted Assets
	Sovereigns & Central Banks	PSEs	Banks, MDBs and FDIs	Insurance Cos, Securities Firms & Fund Managers	Corporates	Regulatory Retail	Residential Mortgages	Higher Risk Assets	Other Assets	Equity		
	RM'000	RM'000	RM'000	RM'000	RM'000	RM'000	RM'000	RM'000	RM'000	RM'000	RM'000	RM'000
0%	17,714,364	-	88	-	-	-	-	-	237,128	-	17,951,580	-
10%	-	-	-	-	-	-	-	-	-	-	-	-
20%	1,200,265	198,849	7,559,174	13,774	3	-	-	-	-	-	8,972,066	1,794,413
35%	-	-	-	-	-	-	-	-	-	-	-	-
50%	-	-	2,165,412	100,247	67,151	-	-	-	-	-	2,332,810	1,166,405
75%	-	-	-	-	-	-	-	-	-	-	-	-
90%	-	-	-	-	-	-	-	-	-	-	-	-
100%	-	-	8,789	119,371	7,999,658	-	-	-	360,516	-	8,488,334	8,488,334
110%	-	-	-	-	-	-	-	-	-	-	-	-
125%	-	-	-	-	-	-	-	-	-	-	-	-
135%	-	-	-	-	-	-	-	-	-	-	-	-
150%	-	-	205	-	2,645	-	-	-	-	-	2,850	4,275
270%	-	-	-	-	-	-	-	-	-	-	-	-
350%	-	-	-	-	-	-	-	-	-	-	-	-
400%	-	-	-	-	-	-	-	-	-	-	-	-
625%	-	-	-	-	-	-	-	-	-	-	-	-
937.5%	-	-	-	-	-	-	-	-	-	-	-	-
1250.0%	-	-	-	-	-	-	-	-	20	-	20	250
Total Exposures	18,914,628	198,849	9,733,668	233,392	8,069,458	-	-	-	597,664	-	37,747,659	11,453,677
Risk-Weighted Assets by Exposures	240,053	39,770	2,603,637	172,249	8,037,202	-	-	-	360,766	-		11,453,677
Average Risk Weight	1%	20%	27%	74%	100%	0%	0%	0%	60%	0%	30%	
Deduction from Capital Base	-	-	-	-	-	-	-	-	-	-	-	

**Citibank Berhad**

(Registration No. 199401011410 (297089-M))

(Incorporated in Malaysia)

The following table details the total exposure amounts of the Islamic Banking window after credit risk mitigation as of 31 December 2024:

Risk Weights	Exposures after Netting and Credit Risk Mitigation										Total exposures after netting & Credit Risk Mitigation	Total Risk Weighted Assets
	Sovereigns & Central Banks	PSEs	Banks, MDBs and FDIs	Insurance Cos, Securities Firms & Fund Managers	Corporates	Regulatory Retail	Residential Mortgages	Higher Risk Assets	Other Assets	Equity		
	RM'000	RM'000	RM'000	RM'000	RM'000	RM'000	RM'000	RM'000	RM'000	RM'000	RM'000	RM'000
0%	2,183,351	-	-	-	-	-	-	-	-	-	2,183,351	-
10%	-	-	-	-	-	-	-	-	-	-	-	-
20%	-	-	-	-	-	-	-	-	-	-	-	-
35%	-	-	-	-	-	-	-	-	-	-	-	-
50%	-	-	6	-	-	-	-	-	-	-	6	3
75%	-	-	-	-	-	-	-	-	-	-	-	-
90%	-	-	-	-	-	-	-	-	-	-	-	-
100%	-	-	-	-	-	-	-	-	31	-	31	31
110%	-	-	-	-	-	-	-	-	-	-	-	-
125%	-	-	-	-	-	-	-	-	-	-	-	-
135%	-	-	-	-	-	-	-	-	-	-	-	-
150%	-	-	-	-	-	-	-	-	-	-	-	-
270%	-	-	-	-	-	-	-	-	-	-	-	-
350%	-	-	-	-	-	-	-	-	-	-	-	-
400%	-	-	-	-	-	-	-	-	-	-	-	-
625%	-	-	-	-	-	-	-	-	-	-	-	-
937.5%	-	-	-	-	-	-	-	-	-	-	-	-
1250.0%	-	-	-	-	-	-	-	-	-	-	-	-
Total Exposures	2,183,351	-	6	-	-	-	-	-	31	-	2,183,388	34
Risk-Weighted Assets by Exposures	-	-	3	-	-	-	-	-	31	-	-	34
Average Risk Weight	0%	0%	50%	0%	100%	0	0%	0%	100%	0%	0%	
Deduction from Capital Base	-	-	-	-	-	-	-	-	-	-	-	

**Citibank Berhad**

(Registration No. 199401011410 (297089-M))  
(Incorporated in Malaysia)

The following table details the total exposures which is covered by eligible guarantees and financial collaterals as of 30 June 2025:

Exposure Class	Exposures before CRM	Exposures covered by guarantees	Exposures covered by eligible financial collateral	Exposures covered by other eligible collateral
	RM'000	RM'000	RM'000	RM'000
<b><u>Credit Risk</u></b>				
<i>On-Balance Sheet Exposures</i>				
Sovereigns/Central Banks	19,444,097	-	-	-
Public Service Entities	-	-	-	-
Banks, Development Financial Institutions and MDBs	7,047,695	-	-	-
Corporates, insurance cos and securities firms	5,130,443	89	51,086	-
Regulatory Retail	-	-	-	-
Residential Mortgages	-	-	-	-
Higher Risk Assets	-	-	-	-
Other Assets	741,119	-	-	-
Defaulted Exposures	21,873	-	-	-
<b>Total for On-Balance Sheet Exposures</b>	<b>32,385,227</b>	<b>89</b>	<b>51,086</b>	<b>-</b>
<i>Off-Balance Sheet Exposures</i>				
OTC Derivatives	3,280,727	-	-	-
Off-balance sheet exposures other than OTC derivatives or credit derivatives	2,846,368	-	-	-
Defaulted Exposures	-	-	-	-
<b>Total for Off- Balance Sheet Exposures</b>	<b>6,127,095</b>	<b>-</b>	<b>-</b>	<b>-</b>
<b>Total On and Off- Balance Sheet Exposures</b>	<b>38,512,322</b>	<b>89</b>	<b>51,086</b>	<b>-</b>

The following table details the total exposures which is covered by eligible guarantees and financial collaterals of the Islamic Banking window as of 30 June 2025:

Exposure Class	Exposures before CRM	Exposures covered by guarantees	Exposures covered by eligible financial collateral	Exposures covered by other eligible collateral
	RM'000	RM'000	RM'000	RM'000
<b><u>Credit Risk</u></b>				
<i>On-Balance Sheet Exposures</i>				
Sovereigns/Central Banks	3,220,946	-	-	-
Banks, Development Financial Institutions and MDBs	430	-	-	-
Corporates, insurance cos and securities firms	-	-	-	-
Residential Mortgages	-	-	-	-
Other Assets	33	-	-	-
Defaulted Exposures	-	-	-	-
<b>Total for On-Balance Sheet Exposures</b>	<b>3,221,409</b>	<b>-</b>	<b>-</b>	<b>-</b>
<i>Off-Balance Sheet Exposures</i>				
OTC Derivatives	-	-	-	-
Off balance sheet exposures other than OTC derivatives or credit derivatives	-	-	-	-
Defaulted Exposures	-	-	-	-
<b>Total for Off- Balance Sheet Exposures</b>	<b>-</b>	<b>-</b>	<b>-</b>	<b>-</b>
<b>Total On and Off- Balance Sheet Exposures</b>	<b>3,221,409</b>	<b>-</b>	<b>-</b>	<b>-</b>

**Citibank Berhad**

(Registration No. 199401011410 (297089-M))  
(Incorporated in Malaysia)

The following table details the total exposures which is covered by eligible guarantees and financial collaterals as of 31 December 2024:

Exposure Class	Exposures before CRM	Exposures covered by guarantees	Exposures covered by eligible financial collateral	Exposures covered by other eligible collateral
	RM'000	RM'000	RM'000	RM'000
<b><u>Credit Risk</u></b>				
<i>On-Balance Sheet Exposures</i>				
Sovereigns/Central Banks	18,893,270	-	-	-
Public Service Entities	-	-	-	-
Banks, Development Financial Institutions and MDBs	7,639,477	-	-	-
Corporates, insurance cos and securities firms	5,322,484	171	102,402	-
Regulatory Retail	-	-	-	-
Residential Mortgages	-	-	-	-
Higher Risk Assets	-	-	-	-
Other Assets	597,664	-	-	-
Defaulted Exposures	2,648	3	-	-
<b>Total for On-Balance Sheet Exposures</b>	<b>32,455,543</b>	<b>174</b>	<b>102,402</b>	<b>-</b>
<i>Off-Balance Sheet Exposures</i>				
OTC Derivatives	2,886,319	-	-	-
Off-balance sheet exposures other than OTC derivatives or credit derivatives	2,508,200	-	-	-
Defaulted Exposures	-	-	-	-
<b>Total for Off- Balance Sheet Exposures</b>	<b>5,394,519</b>	<b>-</b>	<b>-</b>	<b>-</b>
<b>Total On and Off- Balance Sheet Exposures</b>	<b>37,850,062</b>	<b>174</b>	<b>102,402</b>	<b>-</b>

The following table details the total exposures which is covered by eligible guarantees and financial collaterals for the Islamic Banking window as of 31 December 2024:

Exposure Class	Exposures before CRM	Exposures covered by guarantees	Exposures covered by eligible financial collateral	Exposures covered by other eligible collateral
	RM'000	RM'000	RM'000	RM'000
<b><u>Credit Risk</u></b>				
<i>On-Balance Sheet Exposures</i>				
Sovereigns/Central Banks	2,183,351	-	-	-
Banks, Development Financial Institutions and MDBs	6	-	-	-
Corporates, insurance cos and securities firms	-	-	-	-
Residential Mortgages	-	-	-	-
Other Assets	31	-	-	-
Defaulted Exposures	-	-	-	-
<b>Total for On-Balance Sheet Exposures</b>	<b>2,183,388</b>	<b>-</b>	<b>-</b>	<b>-</b>
<i>Off-Balance Sheet Exposures</i>				
OTC Derivatives	-	-	-	-
Off balance sheet exposures other than OTC derivatives or credit derivatives	-	-	-	-
Defaulted Exposures	-	-	-	-
<b>Total for Off- Balance Sheet Exposures</b>	<b>-</b>	<b>-</b>	<b>-</b>	<b>-</b>
<b>Total On and Off- Balance Sheet Exposures</b>	<b>2,183,388</b>	<b>-</b>	<b>-</b>	<b>-</b>

**Citibank Berhad**

(Registration No. 199401011410 (297089-M))

(Incorporated in Malaysia)

**4.8 Off-Balance Sheet Exposures and Counterparty Credit Risk (“CCR”)**

The following table shows the Group and Bank’s off-balance sheet exposures and Risk-Weighted Assets as of 30 June 2025:

Item	Description	Principal amount RM'000	Positive fair value of derivative contracts RM'000	Credit equivalent amount RM'000	Risk Weighted Assets RM'000
(1)	<b>Direct Credit Substitutes</b>	1,916,367	-	1,916,367	1,873,268
(2)	<b>Transaction related contingent Items</b>	702,734	-	351,367	337,532
(3)	<b>Short Term Self Liquidating trade related contingencies</b>	196,360	-	39,272	34,008
(4)	<b>Assets sold with recourse</b>	-	-	-	-
(5)	<b>Forward Asset Purchases</b>	21,002	-	21,002	5,720
(6)	<b>Obligations under an on-going underwriting agreement</b>	-	-	-	-
(7)	<b>Lending of banks’ securities or the posting of securities as collateral by banks, including instances where these arise out of repo-style transactions. (i.e. repurchase / reverse repurchase and securities lending / borrowing transactions)</b>	-	-	-	-
(8)	<b>Foreign exchange related contracts</b>	-	-	-	-
	One year or less	54,406,527	620,007	1,362,383	770,272
	Over one year to five years	2,636,891	113,930	259,592	114,683
	Over five years	84,328	38	8,888	4,444
(9)	<b>Interest/Profit rate related contracts</b>	-	-	-	-
	One year or less	15,216,785	0	25,195	10,173
	Over one year to five years	43,357,225	33,296	997,356	349,237
	Over five years	1,039,945	835	90,243	41,308
(10)	<b>Equity related contracts</b>	-	-	-	-
	One year or less	479,161	5,039	34,750	27,801
	Over one year to five years	-	-	-	-
	Over five years	-	-	-	-
(11)	<b>Gold and other precious metal contracts</b>	-	-	-	-
	One year or less	-	-	-	-
	Over one year to five years	-	-	-	-
	Over five years	-	-	-	-
(12)	<b>Other commodity contracts</b>	-	-	-	-
	One year or less	4,284,314	81,350	502,321	385,616
	Over one year to five years	-	-	-	-
	Over five years	-	-	-	-
(13)	<b>Credit Derivative Contracts</b>	-	-	-	-
	One year or less	-	-	-	-
	Over one year to five years	-	-	-	-
	Over five years	-	-	-	-
(14)	<b>OTC Derivative transactions and credit derivative contracts subject to valid bilateral netting agreements</b>	-	-	-	-
(15)	<b>Other commitments, such as formal standby facilities and credit lines, with an original maturity of over one year</b>	644,719	-	322,359	322,359
(16)	<b>Other commitments, such as formal standby facilities and credit lines, with an original maturity of up to one year</b>	103,255	-	20,651	20,651
(17)	<b>Any commitments that are unconditionally cancelled at any time by the bank without prior notice or that effectively provide for automatic cancellation due to deterioration in a borrowers creditworthiness</b>	16,465,588	-	-	-
(18)	<b>Unutilised credit card lines</b>	876,746	-	175,349	175,238
(19)	<b>Off-balance sheet items for securitisation exposures</b>	-	-	-	-
(20)	<b>Total</b>	<b>142,431,947</b>	<b>854,495</b>	<b>6,127,095</b>	<b>4,472,310</b>

**Citibank Berhad**

(Registration No. 199401011410 (297089-M))

(Incorporated in Malaysia)

The following table shows the Islamic Banking window's off-balance sheet exposures and Risk-Weighted Assets as of 30 June 2025:

Item	Description	Principal amount	Positive fair value of derivative contracts	Credit equivalent amount	Risk Weighted Assets
		RM'000	RM'000	RM'000	RM'000
(1)	Direct credit substitutes	-	-	-	-
(2)	Transaction related contingent Items	-	-	-	-
(3)	Short Term Self Liquidating trade related contingencies	-	-	-	-
(4)	Assets sold with recourse	-	-	-	-
(5)	Forward asset purchases	-	-	-	-
(6)	Obligations under an on-going underwriting agreement	-	-	-	-
(7)	Commitment to buy back Islamic securities under sales and buy back agreement transactions	-	-	-	-
(8)	Foreign exchange related contracts				
	One year or less	-	-	-	-
	Over one year to five years	-	-	-	-
	Over five years	-	-	-	-
(9)	Benchmark rate related contracts				
	One year or less	-	-	-	-
	Over one year to five years	-	-	-	-
	Over five years	-	-	-	-
(10)	Equity related contracts				
	One year or less	-	-	-	-
	Over one year to five years	-	-	-	-
	Over five years	-	-	-	-
(11)	Gold and other precious metal contracts				
	One year or less	-	-	-	-
	Over one year to five years	-	-	-	-
	Over five years	-	-	-	-
(12)	Other commodity contracts				
	One year or less	-	-	-	-
	Over one year to five years	-	-	-	-
	Over five years	-	-	-	-
(13)	OTC Derivative transactions and credit derivative contracts subject to valid bilateral netting agreements	-	-	-	-
(14)	Other commitments, such as formal standby facilities and credit lines, with an original maturity of over one year	-	-	-	-
(15)	Other commitments, such as formal standby facilities and credit lines, with an original maturity of up to one year	-	-	-	-
(16)	Any commitments that are unconditionally cancelled at any time by the bank without prior notice or that effectively provide for automatic cancellation due to deterioration in a borrowers creditworthiness	-	-	-	-
(17)	Unutilised credit card lines	-	-	-	-
(18)	Off-balance sheet items for securitisation exposures	-	-	-	-
	<b>Total</b>	-	-	-	-

**Citibank Berhad**

(Registration No. 199401011410 (297089-M))

(Incorporated in Malaysia)

The following table shows the Group and Bank's off-balance sheet exposures and Risk-Weighted Assets as of 31 December 2024:

Item	Description	Principal amount RM'000	Positive fair value of derivative contracts RM'000	Credit equivalent amount RM'000	Risk Weighted Assets RM'000
(1)	<b>Direct Credit Substitutes</b>	1,834,652	-	1,834,652	1,792,383
(2)	<b>Transaction related contingent Items</b>	630,424	-	315,212	300,093
(3)	<b>Short Term Self Liquidating trade related contingencies</b>	175,498	-	35,100	26,480
(4)	<b>Assets sold with recourse</b>	-	-	-	-
(5)	<b>Forward Asset Purchases</b>	62,341	-	62,341	41,560
(6)	<b>Obligations under an on-going underwriting agreement</b>	-	-	-	-
(7)	<b>Lending of banks' securities or the posting of securities as collateral by banks, including instances where these arise out of repo-style transactions. (i.e. repurchase / reverse repurchase and securities lending / borrowing transactions)</b>	-	-	-	-
(8)	<b>Foreign exchange related contracts</b>	-	-	-	-
	One year or less	47,098,618	482,175	1,109,574	602,299
	Over one year to five years	3,081,892	142,525	331,314	163,131
	Over five years	91,663	2,203	11,596	5,798
(9)	<b>Interest/Profit rate related contracts</b>	-	-	-	-
	One year or less	14,128,771	497	21,529	8,052
	Over one year to five years	36,969,197	35,762	905,154	327,495
	Over five years	1,159,249	1,769	102,423	45,866
(10)	<b>Equity related contracts</b>	-	-	-	-
	One year or less	81,235	387	5,961	5,575
	Over one year to five years	-	-	-	-
	Over five years	-	-	-	-
(11)	<b>Gold and other precious metal contracts</b>	-	-	-	-
	One year or less	-	-	-	-
	Over one year to five years	-	-	-	-
	Over five years	-	-	-	-
(12)	<b>Other commodity contracts</b>	-	-	-	-
	One year or less	3,654,329	28,326	390,332	291,717
	Over one year to five years	70,299	446	8,436	6,267
	Over five years	-	-	-	-
(13)	<b>Credit Derivative Contracts</b>	-	-	-	-
	One year or less	-	-	-	-
	Over one year to five years	-	-	-	-
	Over five years	-	-	-	-
(14)	<b>OTC Derivative transactions and credit derivative contracts subject to valid bilateral netting agreements</b>	-	-	-	-
(15)	<b>Other commitments, such as formal standby facilities and credit lines, with an original maturity of over one year</b>	1,146	-	573	573
(16)	<b>Other commitments, such as formal standby facilities and credit lines, with an original maturity of up to one year</b>	355,653	-	71,131	71,131
(17)	<b>Any commitments that are unconditionally cancelled at any time by the bank without prior notice or that effectively provide for automatic cancellation due to deterioration in a borrowers creditworthiness</b>	17,627,358	-	-	-
(18)	<b>Unutilised credit card lines</b>	945,955	-	189,191	189,081
(19)	<b>Off-balance sheet items for securitisation exposures</b>	-	-	-	-
(20)	<b>Total</b>	<b>127,968,280</b>	<b>694,090</b>	<b>5,394,519</b>	<b>3,877,501</b>

The following table shows the Islamic Banking window's off-balance sheet exposures and Risk-Weighted Assets as of 31 December 2024:

Item	Description	Principal amount	Positive fair value of derivative contracts	Credit equivalent amount	Risk Weighted Assets
		RM'000	RM'000	RM'000	RM'000
(1)	Direct credit substitutes	-	-	-	-
(2)	Transaction related contingent Items	-	-	-	-
(3)	Short Term Self Liquidating trade related contingencies	-	-	-	-
(4)	Assets sold with recourse	-	-	-	-
(5)	Forward asset purchases	-	-	-	-
(6)	Obligations under an on-going underwriting agreement	-	-	-	-
(7)	Commitment to buy back Islamic securities under sales and buy back agreement transactions	-	-	-	-
(8)	Foreign exchange related contracts				
	One year or less	-	-	-	-
	Over one year to five years	-	-	-	-
	Over five years	-	-	-	-
(9)	Benchmark rate related contracts				
	One year or less	-	-	-	-
	Over one year to five years	-	-	-	-
	Over five years	-	-	-	-
(10)	Equity related contracts				
	One year or less	-	-	-	-
	Over one year to five years	-	-	-	-
	Over five years	-	-	-	-
(11)	Gold and other precious metal contracts				
	One year or less	-	-	-	-
	Over one year to five years	-	-	-	-
	Over five years	-	-	-	-
(12)	Other commodity contracts				
	One year or less	-	-	-	-
	Over one year to five years	-	-	-	-
	Over five years	-	-	-	-
(13)	OTC Derivative transactions and credit derivative contracts subject to valid bilateral netting agreements	-	-	-	-
(14)	Other commitments, such as formal standby facilities and credit lines, with an original maturity of over one year	-	-	-	-
(15)	Other commitments, such as formal standby facilities and credit lines, with an original maturity of up to one year	-	-	-	-
(16)	Any commitments that are unconditionally cancelled at any time by the bank without prior notice or that effectively provide for automatic cancellation due to deterioration in a borrowers creditworthiness	-	-	-	-
(17)	Unutilised credit card lines	-	-	-	-
(18)	Off-balance sheet items for securitisation exposures	-	-	-	-
	<b>Total</b>	-	-	-	-

## 5. Securitisation

At present, Citibank Berhad does not have any exposures to securitisation transactions. Hence, this disclosure is not applicable.

## 6. Equity Exposures in the Banking Book

Investments in equity instruments are categorised as investments securities in the financial statements. These equity instruments are measured at fair value through profit or loss (“FVTPL”) with effective 1 January 2018.

Realised gains arising from sales and liquidations of equities in the reporting period is as follows:

	<b>Jun 2025</b> <b>RM'000</b>	<b>Dec 2024</b> <b>RM'000</b>
Realised gain / (loss)	-	-

The following table shows an analysis of equity investments by appropriate equity groupings and Risk-Weighted Assets as of the period end:

	<b>30 June 2025</b>		<b>31 December 2024</b>	
	<b>Credit Risk Exposures</b> <b>RM'000</b>	<b>RWA</b> <b>RM'000</b>	<b>Credit Risk Exposures</b> <b>RM'000</b>	<b>RWA</b> <b>RM'000</b>
<b>Privately held</b> - For socio-economic purposes	5,561	5,561	5,561	5,561

**Citibank Berhad**

(Registration No. 199401011410 (297089-M))

(Incorporated in Malaysia)

**7. Interest Rate Risk / Rate of Return Risk in the Banking Book (“IRR” / “RORBB”)**

Interest Rate Risk in Banking Book (IRRBB) refers to the current or prospective risk to the bank’s capital and earnings arising from adverse movements in interest rates that affect the bank’s banking book positions. IRRBB risk arises from gapping mismatch from both interest bearing and non-interest bearing assets and liabilities. The Bank applies the Basel Standard 6 scenarios to measure the impact of interest rate changes to the Bank’s capital for banking book. The Basel Standard prescribes the 6 interest rate shock scenarios which include Parallel shock up, Parallel shock down, Steeper shock, Flattener shock, Short rates shock up and Short rates shock down. The computation of IRRBB aligns with the guidelines outlined in *the Reporting Requirements for Interest Rate and Rate of Return Risk in the Banking Book (BNM/RH/PD 029-43)* issued by Bank Negara Malaysia (“BNM”).

Potential interest rate risk in banking book is monitored through interest rate exposure from movement in interest rates as tabled below.

	Impact on Positions as at 30 June 2025		Impact on Positions as at 31 December 2024	
	± 200 bps (Parallel Shift)		± 200 bps (Parallel Shift)	
	Increase / (Decline) in Earnings	Increase / (Decline) in Economic Value	Increase / (Decline) in Earnings	Increase / (Decline) in Economic Value
	RM’000	RM’000	RM’000	RM’000
<b>Currency</b>				
MYR	162,352	(24,934)	188,606	(10,337)
USD	(9,810)	94,039	(29,551)	110,017
Others	177	11,760	(207)	9,353